

NEW ACCOUNT OPENING

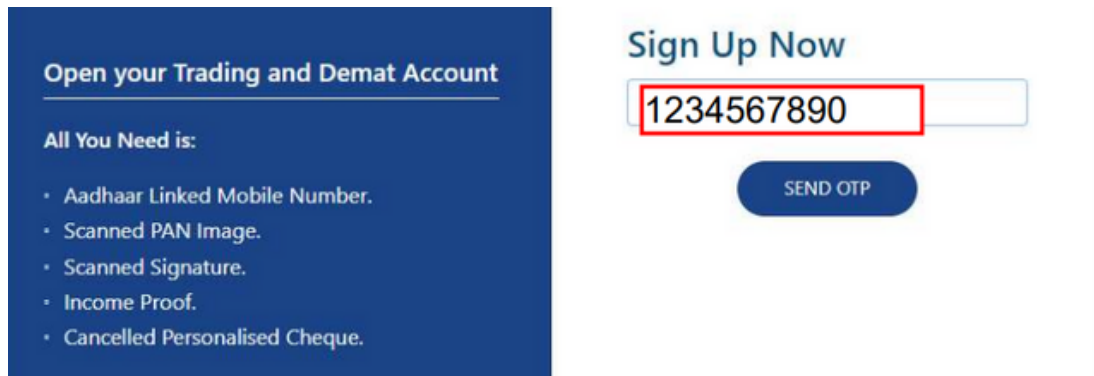
We are thrilled to have you onboard!

Let's get you started

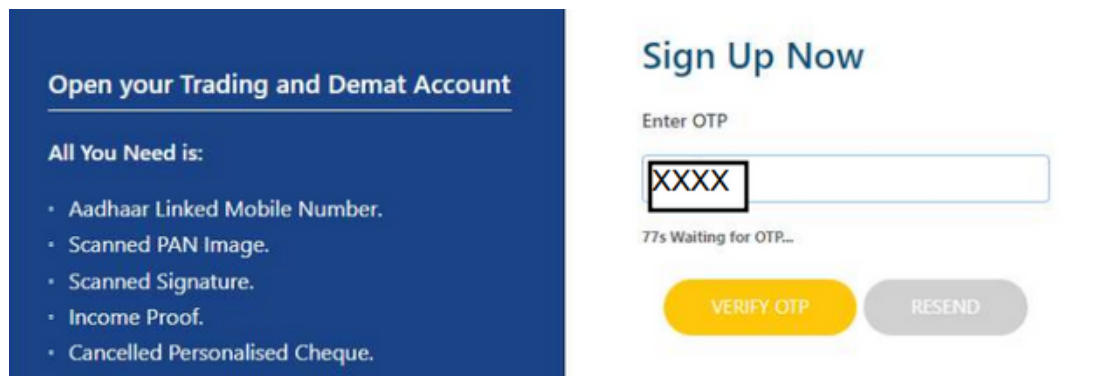
Step 1: Go to 'Open Your Account' tab



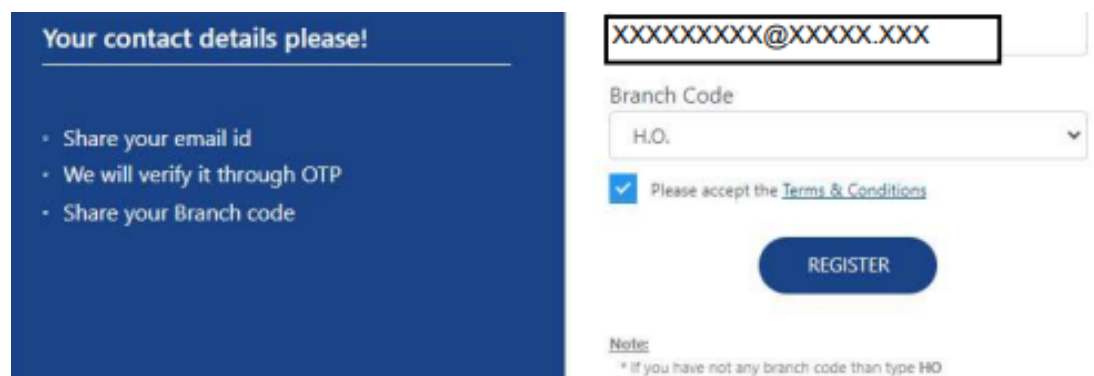
Step 2: Sign up with your mobile number



Step 3: Verify with an OTP received on your registered mobile number

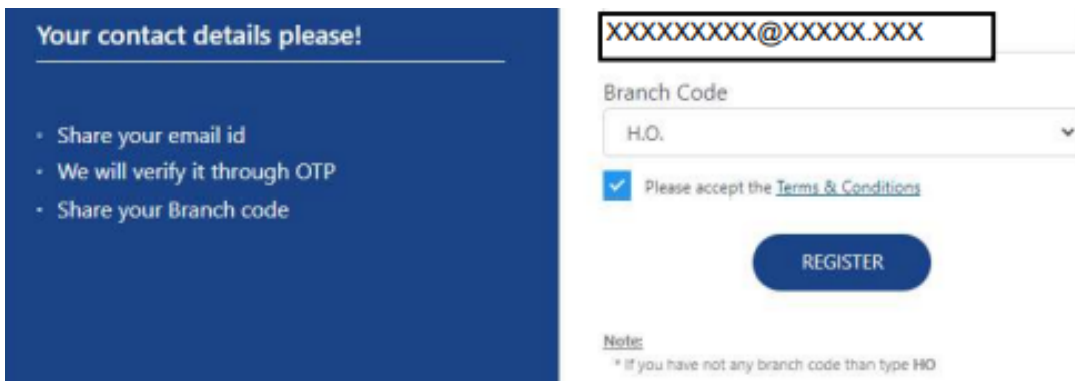


Step 4: Register and verify your email if with an OTP. Next, select the branch code (if any); or, select H.O (Head Office)



Step 5: Register your Email ID and verify with an OTP.

Next, select the branch code (if any); or, select H.O (Head Office)



Your contact details please!

- Share your email id
- We will verify it through OTP
- Share your Branch code

XXXXXXXXXX@XXXXX.XXX

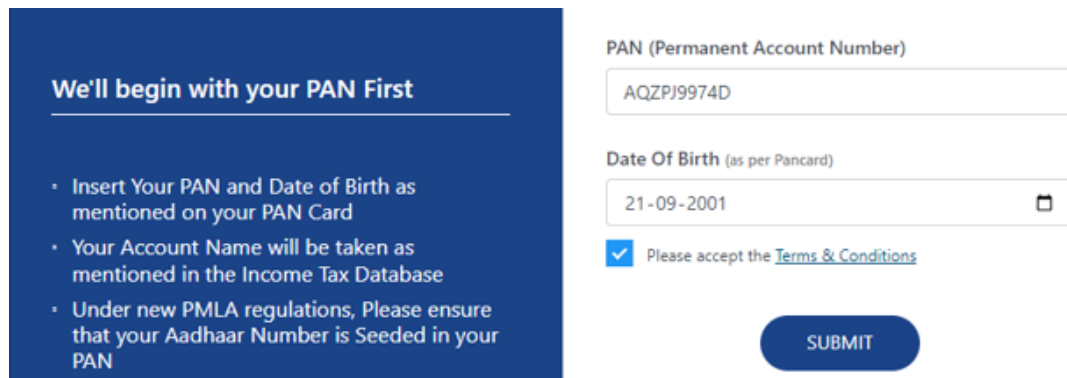
Branch Code
H.O.

Please accept the [Terms & Conditions](#)

REGISTER

Note:
* If you have not any branch code than type H.O

Step 6: Enter your PAN No. and date of birth



We'll begin with your PAN First

- Insert Your PAN and Date of Birth as mentioned on your PAN Card
- Your Account Name will be taken as mentioned in the Income Tax Database
- Under new PMLA regulations, Please ensure that your Aadhaar Number is Seeded in your PAN

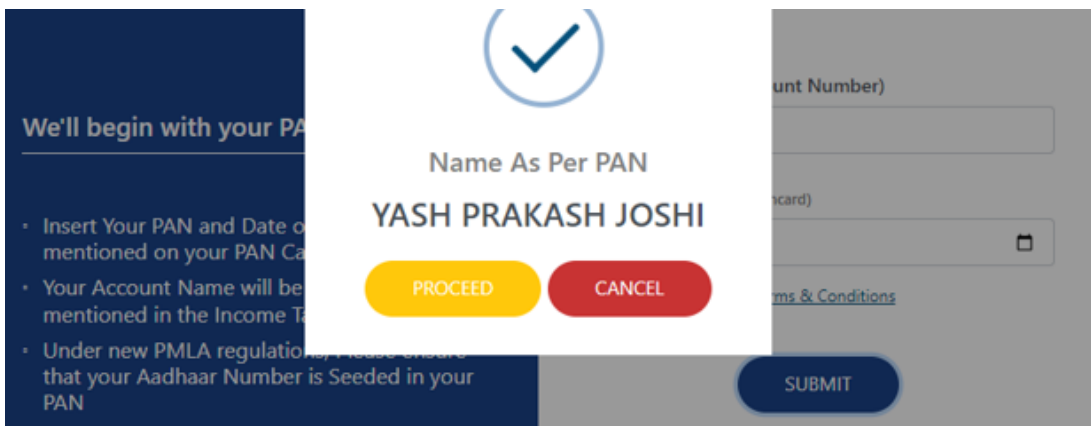
PAN (Permanent Account Number)
AQZPJ9974D

Date Of Birth (as per Pancard)
21-09-2001

Please accept the [Terms & Conditions](#)


SUBMIT

Step 7: Your PAN will be verified through the Income Tax website



We'll begin with your PAN

- Insert Your PAN and Date of Birth as mentioned on your PAN Card
- Your Account Name will be mentioned in the Income Tax Database
- Under new PMLA regulations, Please ensure that your Aadhaar Number is Seeded in your PAN

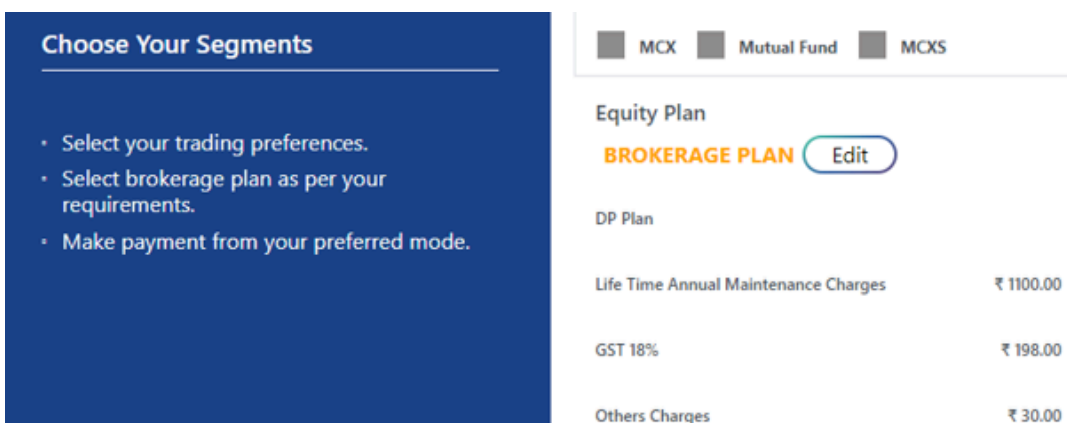


Name As Per PAN
YASH PRAKASH JOSHI

PROCEED **CANCEL**

SUBMIT

Step 8: Select your segment and brokerage plan



Choose Your Segments

- Select your trading preferences.
- Select brokerage plan as per your requirements.
- Make payment from your preferred mode.

MCX Mutual Fund MCXS

Equity Plan
BROKERAGE PLAN **Edit**

DP Plan

Life Time Annual Maintenance Charges	₹ 1100.00
GST 18%	₹ 198.00
Others Charges	₹ 30.00

Step 9: Connect to Digi

Your contact details please!

- Share your email id
- We will verify it through OTP
- Share your Branch code

XXXXXXXXXX@XXXXX.XXX

Branch Code
H.O.

Please accept the [Terms & Conditions](#)

REGISTER

Note:
* If you have not any branch code than type H0

Step 6: Enter your PAN No. and date of birth

We'll begin with your PAN First

- Insert Your PAN and Date of Birth as mentioned on your PAN Card
- Your Account Name will be taken as mentioned in the Income Tax Database
- Under new PMLA regulations, Please ensure that your Aadhaar Number is Seeded in your PAN

PAN (Permanent Account Number)
AQZPJ9974D

Date Of Birth (as per Pancard)
21-09-2001


Please accept the [Terms & Conditions](#)

SUBMIT

Step 7: Your PAN will be verified through the Income Tax website

We'll begin with your PAN

- Insert Your PAN and Date of Birth as mentioned on your PAN Card
- Your Account Name will be mentioned in the Income Tax Database
- Under new PMLA regulations, Please ensure that your Aadhaar Number is Seeded in your PAN



Name As Per PAN
YASH PRAKASH JOSHI

PROCEED **CANCEL**

SUBMIT

Step 8: Select your segment and brokerage plan

Choose Your Segments

- Select your trading preferences.
- Select brokerage plan as per your requirements.
- Make payment from your preferred mode.

MCX Mutual Fund MCXS

Equity Plan
BROKERAGE PLAN **Edit**

DP Plan

Life Time Annual Maintenance Charges	₹ 1100.00
GST 18%	₹ 198.00
Others Charges	₹ 30.00